



**Pannotech**

20  
21

on the way of  
development

GROUP

1



scent of  
colours

colours for  
decorative design



[www.pannotech.com](http://www.pannotech.com)



# Pannotech

# 2021


on the way of  
development

GROUP


1



## HIGHGLOSS SOLID GROUP



CODE: 101  
WHITE  
Raw MDF thickness: 2800x1220x(8,16,18)mm  
Raw PVC thickness: 300 μm



CODE: 105  
CREAM  
Raw MDF thickness: 2800x1220x(8,16,18)mm  
Raw PVC thickness: 300 μm



CODE: 106  
BLACK  
Raw MDF thickness: 2800x1220x(8,16,18)mm  
Raw PVC thickness: 300 μm



CODE: 107  
DARK BLUE  
Raw MDF thickness: 2800x1220x(8,16,18)mm  
Raw PVC thickness: 300 μm


## MATT SOFT TOUCH GROUP



CODE: 023  
SOFT TOUCH MATT BLACK  
Raw MDF thickness: 2800x1220x(8,16,18)mm  
Raw PVC thickness: 200 μm



CODE: 026  
SOFT TOUCH MATT STORM GRAY  
Raw MDF thickness: 2800x1220x(8,16,18)mm  
Raw PVC thickness: 200 μm



CODE: 028  
SOFT TOUCH MATT STONE GRAY  
Raw MDF thickness: 2800x1220x(8,16,18)mm  
Raw PVC thickness: 200 μm




CODE: 029  
SOFT TOUCH MATT NEW GRAY  
Raw MDF thickness: 2800x1220x(8,16,18)mm  
Raw PVC thickness: 200 μm




CODE: 122  
DAMSON  
Raw MDF thickness: 2800x1220x(8,16,18)mm  
Raw PVC thickness: 300 μm



CODE: 123  
VISON  
Raw MDF thickness: 2800x1220x(8,16,18)mm  
Raw PVC thickness: 300 μm




CODE: 147  
BIANCO  
Raw MDF thickness: 2800x1220x(8,16,18)mm  
Raw PVC thickness: 300 μm



CODE: 030  
SOFT TOUCH MATT CREAM  
Raw MDF thickness: 2800x1220x(8,16,18)mm  
Raw PVC thickness: 200 μm



CODE: 032  
SOFT TOUCH MATT VISON  
Raw MDF thickness: 2800x1220x(8,16,18)mm  
Raw PVC thickness: 200 μm



CODE: 034  
SOFT TOUCH MATT WHITE  
Raw MDF thickness: 2800x1220x(8,16,18)mm  
Raw PVC thickness: 200 μm

## MATT PATINA GROUP



CODE: 150  
MATT CHROME  
Raw MDF thickness: 2800x1220x(8,16,18)mm  
Raw PVC thickness: 200 μm



CODE: 151  
MATT COPPER  
Raw MDF thickness: 2800x1220x(8,16,18)mm  
Raw PVC thickness: 200 μm



CODE: 152  
MATT SILVER  
Raw MDF thickness: 2800x1220x(8,16,18)mm  
Raw PVC thickness: 200 μm





**Pannotech**

20  
21

on the way of  
development

GROUP

2



scent of  
colours

colours for  
decorative design



[www.pannotech.com](http://www.pannotech.com)



# Pannotech

# 2021

on the way of  
development

GROUP

2



## WOOD GROUP



CODE: 202  
EUROPEAN TEAK  
Raw MDF thickness: 2800x1220x(8,16,18)mm  
Raw PVC thickness: 300 µm



CODE: 204  
EBONY  
Raw MDF thickness: 2800x1220x(8,16,18)mm  
Raw PVC thickness: 300 µm



CODE: 217  
OREGON WALNUT  
Raw MDF thickness: 2800x1220x(8,16,18)mm  
Raw PVC thickness: 300 µm



CODE: 253  
TERRA BROWN  
Raw MDF thickness: 2800x1220x(8,16,18)mm  
Raw PVC thickness: 300 µm

## STONE GROUP



CODE: 274  
TERRA LATTE  
Raw MDF thickness: 2800x1220x(8,16,18)mm  
Raw PVC thickness: 300 µm



## PET & ANTI FINGER PRINT GROUP




CODE: 210  
PET MATT BEIGE A.F.  
Raw MDF thickness: 2800x1220x(8,16,18)mm  
Raw PET thickness: 300 µm



CODE: 211  
PET HG BEIGE A.F.  
Raw MDF thickness: 2800x1220x(8,16,18)mm  
Raw PET thickness: 300 µm



CODE: 212  
PET MATT COOL GRAY A.F.  
Raw MDF thickness: 2800x1220x(8,16,18)mm  
Raw PET thickness: 300 µm



CODE: 213  
PET HG COOL GRAY A.F.  
Raw MDF thickness: 2800x1220x(8,16,18)mm  
Raw PET thickness: 300 µm




CODE: 223  
SOFT TOUCH BLACK A.F.  
Raw MDF thickness: 2800x1220x(8,16,18)mm  
Raw PET thickness: 300 µm



CODE: 226  
SOFT TOUCH STORM GRAY A.F.  
Raw MDF thickness: 2800x1220x(8,16,18)mm  
Raw PET thickness: 300 µm



CODE: 228  
SOFT TOUCH STONE GRAY A.F.  
Raw MDF thickness: 2800x1220x(8,16,18)mm  
Raw PET thickness: 300 µm



CODE: 234  
SOFT TOUCH WHITE A.F.  
Raw MDF thickness: 2800x1220x(8,16,18)mm  
Raw PET thickness: 300 µm



**Pannotech**

20  
21

on the way of  
development

GROUP

3




scent of  
colours

colours for  
decorative design



[www.pannotech.com](http://www.pannotech.com)




# Pannotech

# 2021

on the way of  
development

GROUP


3



## MATT GALAXY GROUP




CODE: 301  
MATT GALAXY WHITE  
Raw MDF thickness: 2800x1220x(8,16,18)mm  
Raw PVC thickness: 300 μm



CODE: 302  
MATT GALAXY CREAM  
Raw MDF thickness: 2800x1220x(8,16,18)mm  
Raw PVC thickness: 300 μm



CODE: 303  
MATT GALAXY HONEY MIST  
Raw MDF thickness: 2800x1220x(8,16,18)mm  
Raw PVC thickness: 300 μm



CODE: 304  
MATT GALAXY BLACK  
Raw MDF thickness: 2800x1220x(8,16,18)mm  
Raw PVC thickness: 300 μm



CODE: 305  
MATT GALAXY DORE  
Raw MDF thickness: 2800x1220x(8,16,18)mm  
Raw PVC thickness: 300 μm



## STEEL GROUP



CODE: 300  
INOX  
Raw MDF thickness: 2800x1220x(8,16,18)mm  
Raw PVC thickness: 300 μm



CODE: 310  
INOX STEEL  
Raw MDF thickness: 2800x1220x(8,16,18)mm  
Raw PVC thickness: 300 μm


## GALAXY GROUP



CODE: 308  
METALLIC ANTHRACITE  
Raw MDF thickness: 2800x1220x(8,16,18)mm  
Raw PVC thickness: 300 μm



CODE: 340  
GALAXY HONEY MIST  
Raw MDF thickness: 2800x1220x(8,16,18)mm  
Raw PVC thickness: 300 μm



CODE: 370  
GALAXY WHITE  
Raw MDF thickness: 2800x1220x(8,16,18)mm  
Raw PVC thickness: 400 μm




CODE: 377  
GALAXY BLACK  
Raw MDF thickness: 2800x1220x(8,16,18)mm  
Raw PVC thickness: 400 μm



CODE: 378  
GALAXY CREAM  
Raw MDF thickness: 2800x1220x(8,16,18)mm  
Raw PVC thickness: 300 μm



CODE: 379  
GALAXY DORE  
Raw MDF thickness: 2800x1220x(8,16,18)mm  
Raw PVC thickness: 400 μm



**Pannotech**

20  
21

on the way of  
development

GROUP

4



scent of  
colours

colours for  
decorative design



[www.pannotech.com](http://www.pannotech.com)



**PICASSO GROUP**



CODE: 4001  
PICASSO INOX  
Raw MDF thickness: 2800x1220x(8,16,18)mm  
Raw PVC thickness: 300 µm



CODE: 4002  
PICASSO GOLD  
Raw MDF thickness: 2800x1220x(8,16,18)mm  
Raw PVC thickness: 300 µm



CODE: 4003  
PICASSO BRONZE  
Raw MDF thickness: 2800x1220x(8,16,18)mm  
Raw PVC thickness: 300 µm

**METAL GROUP**



CODE: 4010  
MATT METAL VISON  
Raw MDF thickness: 2800x1220x(8,16,18)mm  
Raw PVC thickness: 300 µm



CODE: 4011  
MATT METAL GRAY  
Raw MDF thickness: 2800x1220x(8,16,18)mm  
Raw PVC thickness: 300 µm



CODE: 4012  
MATT METAL BLACK  
Raw MDF thickness: 2800x1220x(8,16,18)mm  
Raw PVC thickness: 300 µm

**CEMENT GROUP**



CODE: 4005  
LIGHT CEMENT  
Raw MDF thickness: 2800x1220x(8,16,18)mm  
Raw PVC thickness: 400 µm



CODE: 4004  
DARK CEMENT  
Raw MDF thickness: 2800x1220x(8,16,18)mm  
Raw PVC thickness: 400 µm

**TITANIUM GROUP**



CODE: 4020  
TITANIUM BEIGE  
Raw MDF thickness: 2800x1220x(8,16,18)mm  
Raw PVC thickness: 350 µm



CODE: 4021  
TITANIUM GRAY  
Raw MDF thickness: 2800x1220x(8,16,18)mm  
Raw PVC thickness: 350 µm

